

# YEAR 5/6 Welcome Presentation

September 2021



# Staff

Teachers:

**Mrs Courtenay-Warren**



**Mrs Scullion**



**Miss Murray**



SENCO

\*

**Mrs Cable**



Learning Support Assistants  
(LSAs)

**Mr Haimes, Mrs Vance and  
Ms Allen**



Literacy Teacher  
Assessment)

\*

**Mrs Merifield**

PPA (*Planning, Preparation and*

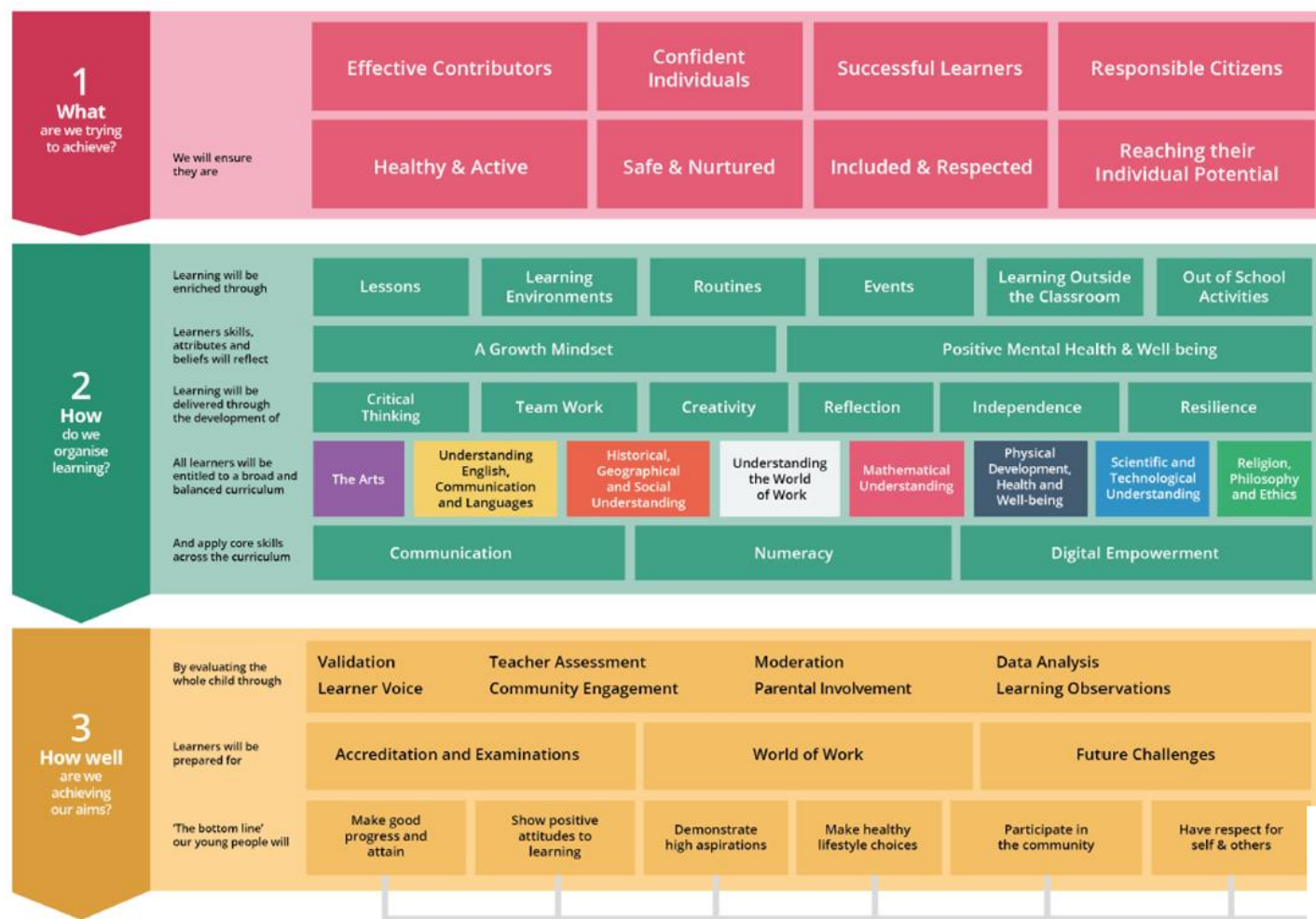
**Miss Jones and Mrs van Vliet**

# COMMUNICATION

- \* Newsletters
- \* Class Dojo (please do not use for urgent messages as they may not be seen during teaching time)
- \* Curriculum Newsletters
- \* Website [www.notredame.sch.gg](http://www.notredame.sch.gg)
- \* Other letters
- \* Teachers – email, phone the School Office, see us at the gates at the end of the day



# We follow the Bailiwick 'Big Picture' Curriculum



Autumn 2021		
Week Beginning	Days	Blocked Units
06/09/2021		<b>History</b> Introduce LOCAL HISTORY STUDY AND VICTORIAN GUERNSEY           ★
13/09/2021		
20/09/2021		<b>Design &amp; Technology</b> Introduce VICTORIAN FOOD           ★
27/09/2021		
04/10/2021		<b>Science</b> Build on LIVING THINGS AND HABITATS Introduce LIVING THINGS AND THEIR HABITATS: LIFE CYCLES Unity Y6           ★ ↶
11/10/2021		
15/10/2021		<b>Geography</b> Build on COUNTRIES OF EUROPE AND THE WORLD Introduce COMPARISON STUDY UK/EUROPE/N OR S AMERICA Unity Y6           ★ ↶
25/10/2021		
25/10/2021		HALF TERM
01/11/2021		<b>Geography</b> Build on COUNTRIES OF EUROPE AND THE WORLD Introduce COMPARISON STUDY UK/EUROPE/N OR S AMERICA Unity Y6           ★ ↶
08/11/2021		
15/11/2021		<b>Science</b> Build on Y3 LIGHT Introduce PHENOMENA OF LIGHT Unity Y6           ★ ↶
22/11/2021		
22/11/2021		<b>Computing</b> Bletchley 1 Kapow Y6           ★ ↶

## Example Curriculum Year 5 & 6

RE  
Year 5 & 6

In classes





20.11.20

9. Who was Alexander the Great and why was he so renowned?

**Alexander the Great**  
 356 BC - 323 BC  
 was an exceptional king of Ancient Greece

taught by Aristotle  
 (brilliant philosopher)

unified warring city-states

continued his father's bold plan to invade and conquer his peers among Persia

Persians army is bigger than the Greek army

Alexander had better tactics, he never lost

333 BC  
 Defeated Persians  
 King Darius III at Issus

332 BC  
 Conquered Egypt

Founded a new city called Alexandria

Alexander expanded the Greek Empire - one of the biggest ever seen in history

Exhausted, Alexander returned to Babylon

323 BC  
 Died of a fever  
 one of the greatest military leaders of all time

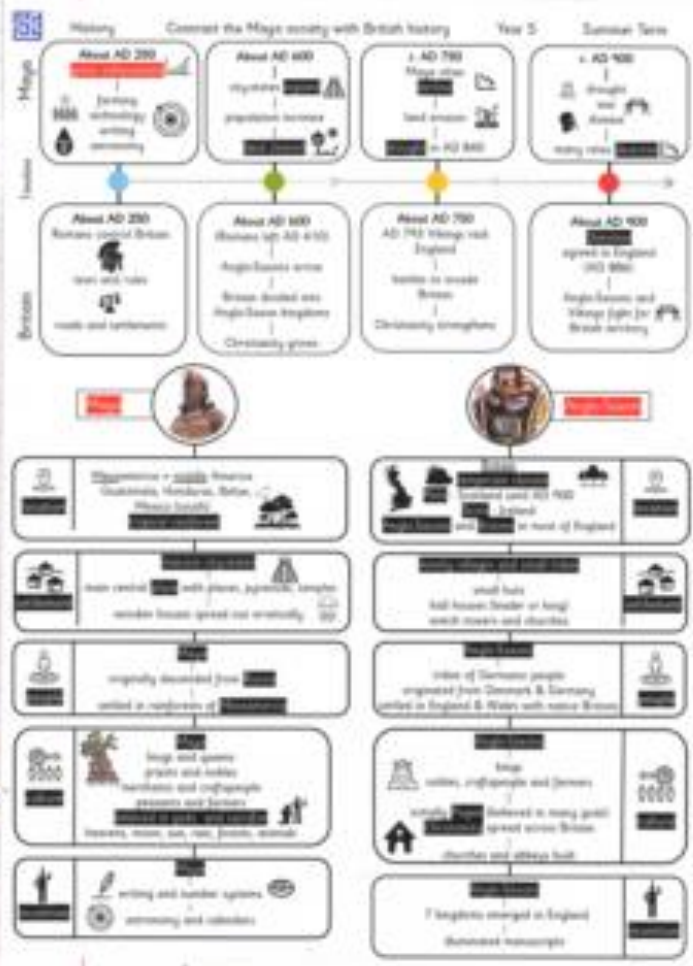
Battle of Canals signalled the end of the Ancient Greeks, now part of the Roman Empire

*Good work James*

Alexander the great was born in 356 BC. When he was a young boy, Alexander was taught by a very famous philosopher called Aristotle. He did not really passed away as a king when Alexander was only 20. After that Alexander then went on to rule for 13 years doing lots of big things in his time!

When Alexander was king he invaded lots and lots of empires. Eventually he created the biggest empire and that still holds now. He actually named 70 places after himself and 2 of his horses! Many people still think today that he was one of the greatest leaders ever.

In one of their wars Greece managed to kill King Darius III. After 11 years of war Greece won took home awarded. Later on Alexander got ill and died at 32,380.



Example of Year 5/6: History work

2 and 3  
How does our view of the Moon change in a lunar month?

The Moon **changes** shape  
Our view of the Moon changes as it **orbits** Earth

**increasing** = increase  
**decreasing** = decrease  
**less than a quarter**  
**in between a 1st and full moon**

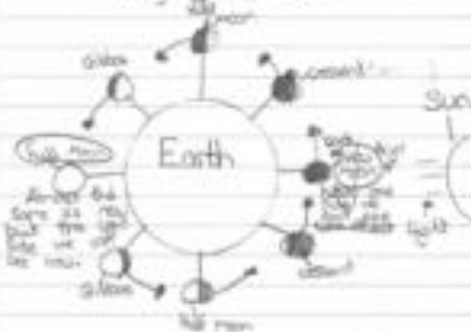
**new moon**  
**crescent**  
**first quarter**  
**gibbous**  
**full moon**  
**gibbous**  
**third quarter**  
**crescent**

Friday 1<sup>st</sup> December 2020

## The moon

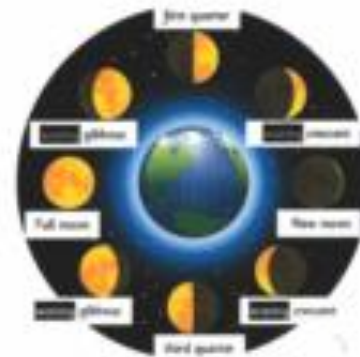
The moon has many phases of what it can look like. One of the main phases is a full moon and when you get 2 full moons in a month it is called a blue moon. There are also more phases like, new moon, crescent, half moon and gibbous, when they are going through these phases it can be waxing or waning, when it is waxing it is getting bigger but when it is waning it is getting smaller, that is why other words of the moon include lesser moon.

Waxing - getting bigger



Waning - getting smaller

- Quiz
1. False ✓
  2. A ✓
  3. C ✓
  4. A ✓
  5. B ✓
  6. B ✓
  7. B ✓



Example of  
Year 5/6:  
Science  
work



# English curriculum - learning covers the following areas:

- \* Spelling
- \* Grammar and punctuation
- \* Reading
- \* Writing
- \* Speaking and Listening



# Important Elements of Year 5 and 6: Spelling, Punctuation and Grammar

- \* Work in appropriate groups within the class over the year - embedded into the T4W (Talk for Writing) approach
- \* Spelling rule/pattern/words or follow-up work will be sent home to reinforce and extend learning.
- \* Focus on understanding and using the rule/pattern in written work – there is a weekly spelling test. The children need to be spelling the words in their written work.



# Reading at school and home

- \* Guided reading
- \* Class book
- \* Quiet reading
- \* Library
- \* Home reading



# Maths

5 lessons a week based on the White Rose Maths scheme

- \* Set across Years 5 and 6
- \* This enables us to target more specifically and effectively children's needs
- \* Movement across groups is possible



# Practising and Reinforcing tables

- \* We are using TT Rockstars across Years 5 and 6 to practise times tables (other platforms may be used in addition).
- \* A fun and engaging way for children to improve their knowledge and accuracy of tables
- \* Can be used on tablets, smart phones and PCs



# EQUIPMENT



- \* Personal Fountain (blue ink) or
- \* Roller ball/fibre tip pen (blue ink)  
(can be bought from Mrs. CW - £1.00)
- \* Pencil
- \* Ruler (long, not flexi, marked in cm and mm)
- \* Useful extras include a protractor and a compass





# Important Elements of Year 5 and 6:

## Homework

Aims of homework are to:

- \* Practise and reinforce
- \* Investigate and discover
- \* Prepare the children for High School



# HOMework DIARY

## Hints for Homework

- 1 Switch off the television.
- 2 Make sure your hands are clean.
- 3 Work at a table.
- 4 Get all your equipment together.
- 5 Work hard – don't rush anything.
- 6 Check that you have answered the question.
- 7 Remember to take your diary to school.



## Family Birthdays

Family Name	Date	Family Name	Date
	2 Oct 2010		11 Apr 2012
	4 Nov 2011		
	26 Dec 2011		
	19 Jan 2012		

## Week beginning: 7.9.20

Day	Homework	
Thursday	T-Shirt Design	✓
Monday	Moonlight mischief Page 20 book	✓
Friday	X line task	✓
Wednesday	Moonlight mischief Page 40 book	✓
Monday	Code letter	✓
due Friday	Comic	
Sat	Moonlight mischief Page 52	✓
Sun	Moonlight mischief Page 30	✓



Things to remember

Homelteacher

Good morning!

Please check your child's Homework Diary and sign it.

As well as their homework tasks all of their reading should be recorded here for the week.



# Positive Reinforcement

- \* Dojo – teacher feedback to parents
- \* Dojo Points – whole school & certificates in KS2
- \* Weekly Golden Value Award
- \* Weekly Positive Mindset Award
- \* Mrs. Robertshaw's Lunch



# P.E.



- \* P.E. lessons take place on Thursday afternoon
- \* Please name all kit
- \* Lost property – outside School Office in brown box
- \* Please donate spare kit
- \* Non-participation- please inform us by letter, phone call or **early** Dojo message
- \* Earrings - please remove earrings or cover with medical tape



# Clubs

## Clubs

- \* Choir, Reading, Digital Leaders, Football, Netball, Tag Rugby, Cricket, Rounders
- \* Other clubs will be available throughout the year



## Extra Information

- \* Healthy snacks, no nuts or nut products
- \* Parent Helpers - please contact us if you are able to help with Bikeability, school trips or reading
- \* Bedtime - the children need to be well rested so that they can learn well; please encourage a good bedtime routine to help this
- \* It is recommended that screen time should be stopped at least one hour before bedtime
- \* Safe use of the internet - for advice please follow this link [Internet Safety for Children](#)





# Year 5 and 6 - Transition

- \* Starts in Year 6
- \* Visits to High Schools in June and July for Year 6
- \* Transition activities are delivered in school and at other venues
- \* Good links have been established with all of the High Schools
- \* End of Year Moderated Teacher Assessments take place in school: all of the data and information is passed on in July



# Year 5 and 6 - Residential

- \* Dependent upon Covid situation
- \* Camping in Herm for Years 5 & 6
- \* Aims; to encourage independence, team work, resilience
- \* Range of activities (different for each year group)



# Year 5 and 6

## We want our children to leave Notre Dame:

- \* Confident
- \* Responsible
- \* Successful
- \* Effective Contributors

1 What are we trying to achieve?	We will ensure they are	Effective Contributors	Confident Individuals	Successful Learners	Responsible Citizens
		Healthy & Active	Safe & Nurtured	Included & Respected	Reaching their Individual Potential





We look  
forward to  
seeing you at  
Parents'  
Evenings in  
October.

